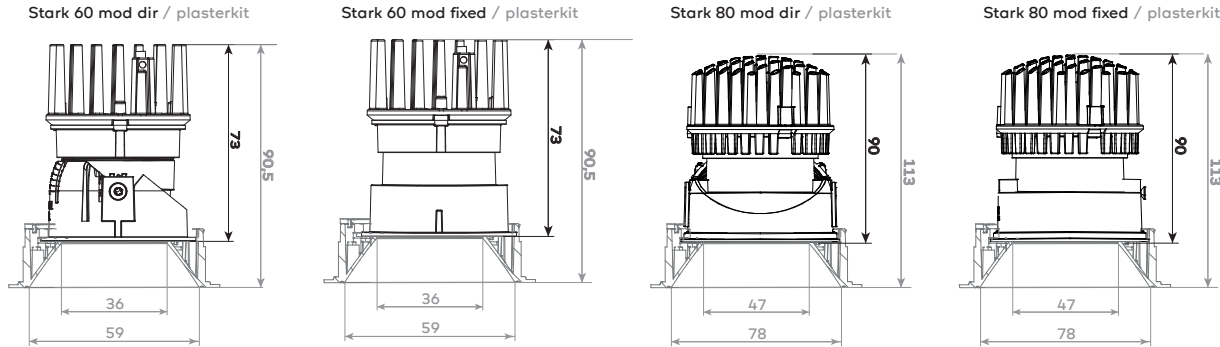


# kreon installation manual

## technics & dimensions



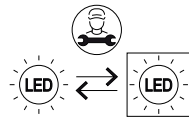
name	reference	current
mod 60 dir/fixed	KR9X7XXX-xxxx-xxx-xx	600mA
mod 80 dir/fixed	KR9X8XXX-xxxx-(N)SP-xx	600mA
mod 80 dir/fixed	KR9X8XXX-xxxx-XFL-xx	450mA
mod 80 dir/fixed	KR9X8XXX-TW-XFL-xx	300mA
mod 80 dir/fixed	KR9X8XXX-DTW-XFL-xx	400mA

Please make sure the main voltage is disconnected before proceeding!

## 1. light source information

### light source containing product

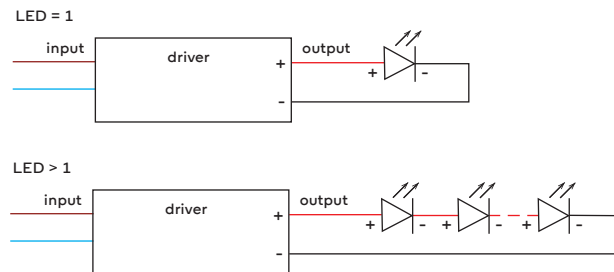
The light source contained in this luminaire shall only be replaced by the manufacturer or his service agent or a similar qualified person.



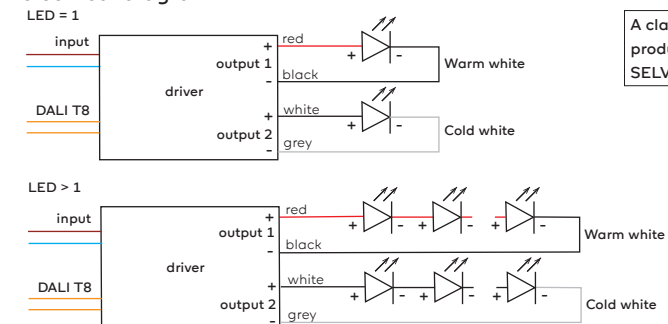
Energy Efficiency Class and EPREL-information for each specific LED/fixture can be found on the last page of this manual

## 2. installation

### electrical diagram



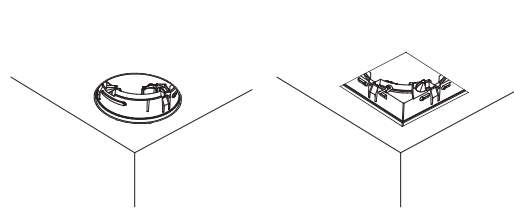
### electrical diagram TW



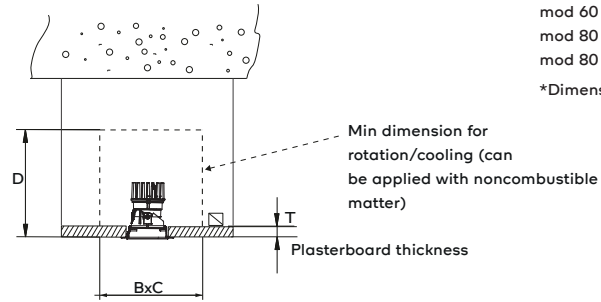
A class III-product or a string of these products in series, can only be used with a SELV gear where  $U_{out} \leq 120VDC!$

# kreon installation manual

## 3. installation



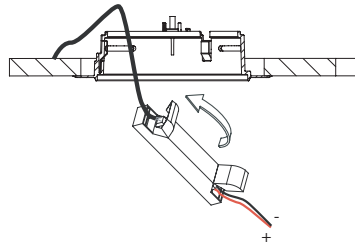
To install the plasterkit and cut-out dimensions: see installation manual KR8170001755 (round) or KR8170001758 (square).



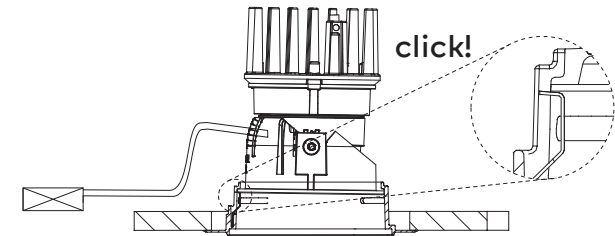
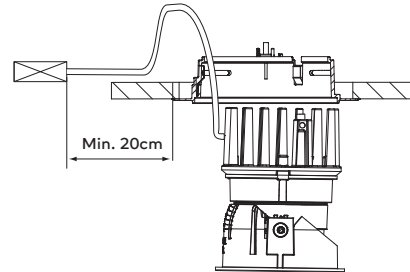
name	reference	BxC*	D <sub>min</sub> *	T <sub>min</sub> - T <sub>max</sub>
mod 60 dir	KR9X79XX-xxxX-xxX-xx	130x130	100	9-26
mod 60 fixed	KR9X70XX-xxxX-xxX-xx	130x130	100	9-26
mod 80 dir	KR9X89XX-xxxX-xxX-xx	130x130	125	9-26
mod 80 fixed	KR9X80XX-xxxX-xxX-xx	130x130	125	9-26

\*Dimensions may vary depending on the driver used

## 4. installation

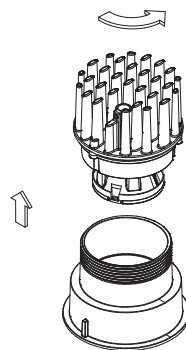


Install the correct gear with strain relief on the hollow ceiling.

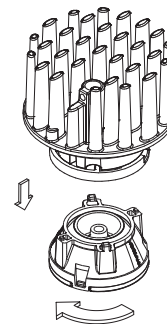


## 5. installation

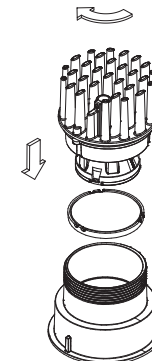
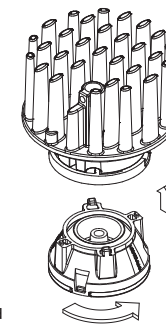
To replace lens/add extra filters



To add extra filters, unscrew the LED-module.



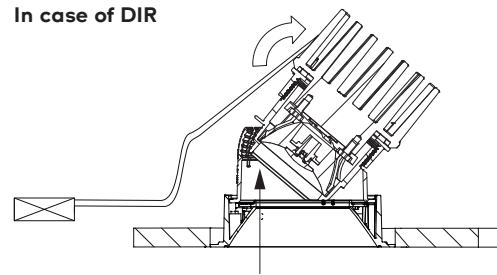
The lens can be replaced using the bayonet connection.



Max. two extra filters can be added. Close the module by screwing.

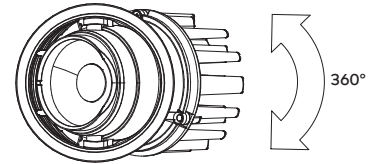
# kreon installation manual

## 6. installation



Push at the filterholder to rotate inner part manually.

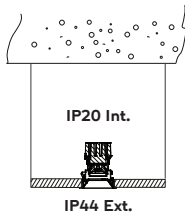
In case of DIR



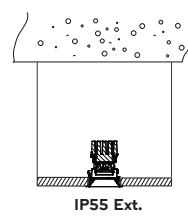
Turn inner part manually.

## 7. installation

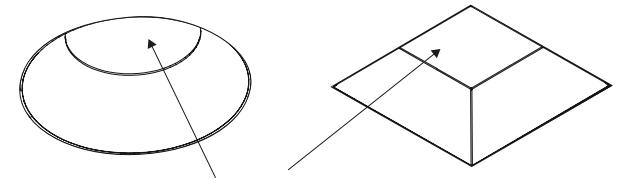
IP info



KR9x7x4x-xxxx-xxx-xx  
KR9x8x4x-xxxx-xxx-xx





KR9x7x5x-xxxx-xxx-xx  
KR9x8x5x-xxxx-xxx-xx






















To install the louvre see manual KR8170001761 or KR8170001762

## 8. pictures



# kreon light source information

Fixture reference	LED reference	Energy Efficiency Class	QR-code	EPREL link
KR9X7XXX-9024-NSP-XX KR9X8XXX-9024-NSP-XX	KR71001003237	E		<a href="https://eprel.ec.europa.eu/qr/1569472">https://eprel.ec.europa.eu/qr/1569472</a>
KR9X7XXX-9527-NSP-XX KR9X8XXX-9527-NSP-XX	KR71001003240	E		<a href="https://eprel.ec.europa.eu/qr/1569483">https://eprel.ec.europa.eu/qr/1569483</a>
KR9X7XXX-9530-NSP-XX KR9X8XXX-9530-NSP-XX	KR71001003241	E		<a href="https://eprel.ec.europa.eu/qr/1569487">https://eprel.ec.europa.eu/qr/1569487</a>
KR9X7XXX-9535-NSP-XX KR9X8XXX-9535-NSP-XX	KR71001003242	E		<a href="https://eprel.ec.europa.eu/qr/1569486">https://eprel.ec.europa.eu/qr/1569486</a>
KR9X7XXX-9540-NSP-XX KR9X8XXX-9540-NSP-XX	KR71001003243	E		<a href="https://eprel.ec.europa.eu/qr/1569489">https://eprel.ec.europa.eu/qr/1569489</a>
KR9X7XXX-9024-SP-XX KR9X7XXX-9024-(x)FL-XX KR9X8XXX-9024-SP-XX	KR71001003231	D		<a href="https://eprel.ec.europa.eu/qr/1569741">https://eprel.ec.europa.eu/qr/1569741</a>
KR9X7XXX-9527-SP-XX KR9X7XXX-9527-(x)FL-XX KR9X8XXX-9527-SP-XX	KR71001003232	D		<a href="https://eprel.ec.europa.eu/qr/1569755">https://eprel.ec.europa.eu/qr/1569755</a>
KR9X7XXX-9530-SP-XX KR9X7XXX-9530-(x)FL-XX KR9X8XXX-9530-SP-XX	KR71001003233	D		<a href="https://eprel.ec.europa.eu/qr/1569757">https://eprel.ec.europa.eu/qr/1569757</a>
KR9X7XXX-9535-SP-XX KR9X7XXX-9535-(x)FL-XX KR9X8XXX-9535-SP-XX	KR71001003234	D		<a href="https://eprel.ec.europa.eu/qr/1569785">https://eprel.ec.europa.eu/qr/1569785</a>
KR9X7XXX-9540-SP-XX KR9X7XXX-9540-(x)FL-XX KR9X8XXX-9540-SP-XX	KR71001003235	C		<a href="https://eprel.ec.europa.eu/qr/1569783">https://eprel.ec.europa.eu/qr/1569783</a>

Fixture reference	LED reference	Energy Efficiency Class	QR-code	EPREL link
KR9X8XXX-9024-(x)FL-XX	KR71001004519	D		<a href="https://eprel.ec.europa.eu/qr/1570085">https://eprel.ec.europa.eu/qr/1570085</a>
KR9X8XXX-9527-(x)FL-XX	KR71001004520	D		<a href="https://eprel.ec.europa.eu/qr/1570013">https://eprel.ec.europa.eu/qr/1570013</a>
KR9X8XXX-9530-(x)FL-XX	KR71001004521	D		<a href="https://eprel.ec.europa.eu/qr/1570031">https://eprel.ec.europa.eu/qr/1570031</a>
KR9X8XXX-9535-(x)FL-XX	KR71001004522	D		<a href="https://eprel.ec.europa.eu/qr/1570028">https://eprel.ec.europa.eu/qr/1570028</a>
KR9X8XXX-9540-(x)FL-XX	KR71001004523	C		<a href="https://eprel.ec.europa.eu/qr/1570059">https://eprel.ec.europa.eu/qr/1570059</a>
KR9X8XXX-TW1-(x)FL-XX	KR71001004575	F		<a href="https://eprel.ec.europa.eu/qr/876385">https://eprel.ec.europa.eu/qr/876385</a>
KR9X8XXX-DTW1-(x)FL-XX	KR71001004580	D		<a href="https://eprel.ec.europa.eu/qr/2479053">https://eprel.ec.europa.eu/qr/2479053</a>
KR9X7XXX-TW1-(x)FL-XX	KR71001004313	tbd		
KR9X7XXX-DTW1-(x)FL-XX	KR71001004495	G		<a href="https://eprel.ec.europa.eu/qr/2479052">https://eprel.ec.europa.eu/qr/2479052</a>

# kreon replacement parts

## replacement parts

